




中国建筑材料集团有限公司




“ CNBM”

2011 1 1 12 31
“ ” 2012

“ ” “ ”
(2006)
ISO 26000

CASS-CSR2.0


2011 ,

Zffb://i i .c` b_ .ca_ .c` 





07
08
09
10
12
12
13
14
15
16
17



20
24
25
26
27 " "


30
33
34
35
36
37

40
40
41
42
43
44
46
47

50
51
52
53
56

60
62
63
64
65
66
67

68
70
78
80
81
82



2011 “ ”

500
365
 500
66
1

500	66	2012	500	365	2011
	2075.1		12.6		280
6	2		2011		1940.9
158.5		150.7			

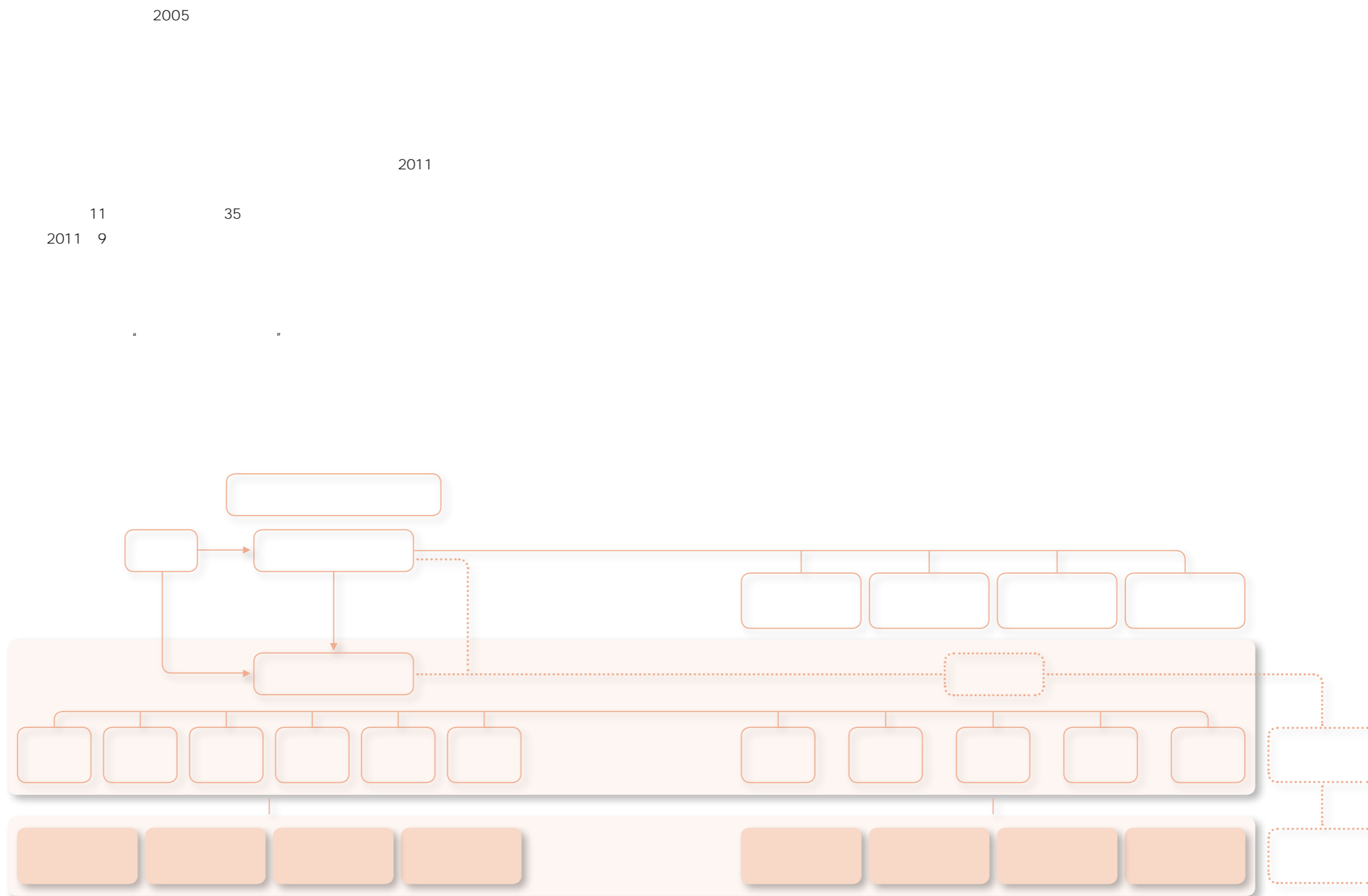


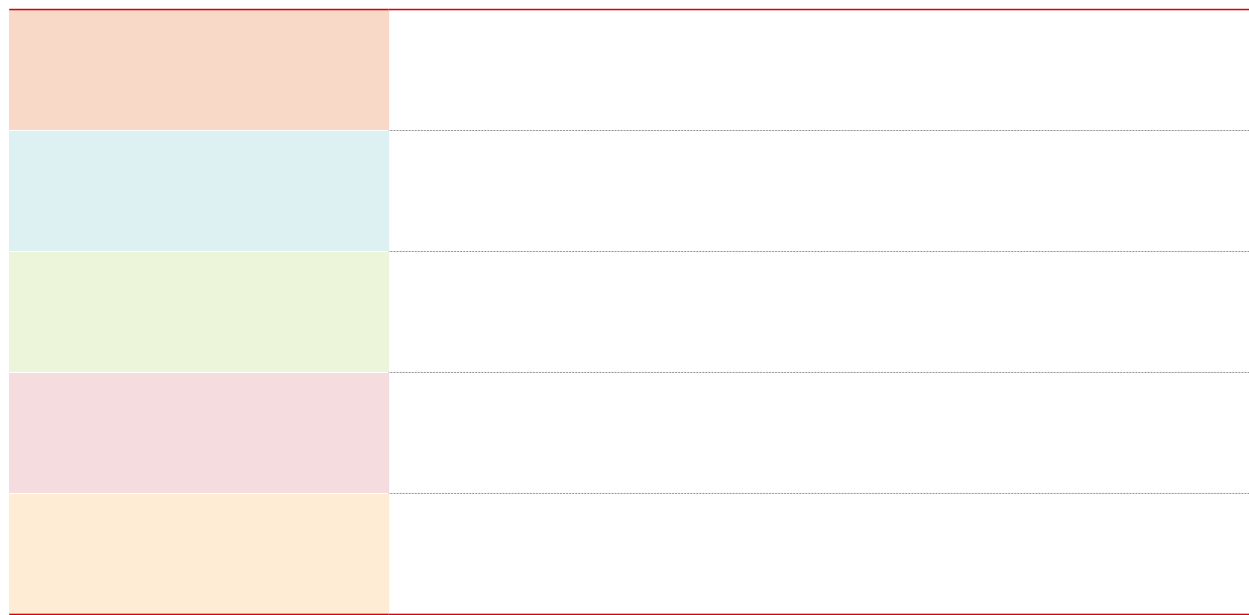
2011
2075.1
 2011
1940.9
 2011
158.5
 2011
118.7
 2011
150.7

55%

2011
11


2011
35





2011

69





2011
"

CEO
CSI
CSI 2011
CSI

CSI 13 CSI

CSI

WBCSD
CSI
CSI

2011


2011
60

2011 100
" 15 " 2011
" 2010 " 2010
" 2011 " 2010

2011
15

2011 1
35 23 205 36
"

2011 688
2010 75 20





2011
1940.9

2011
158.5

2011
150.7



2011
1940.9

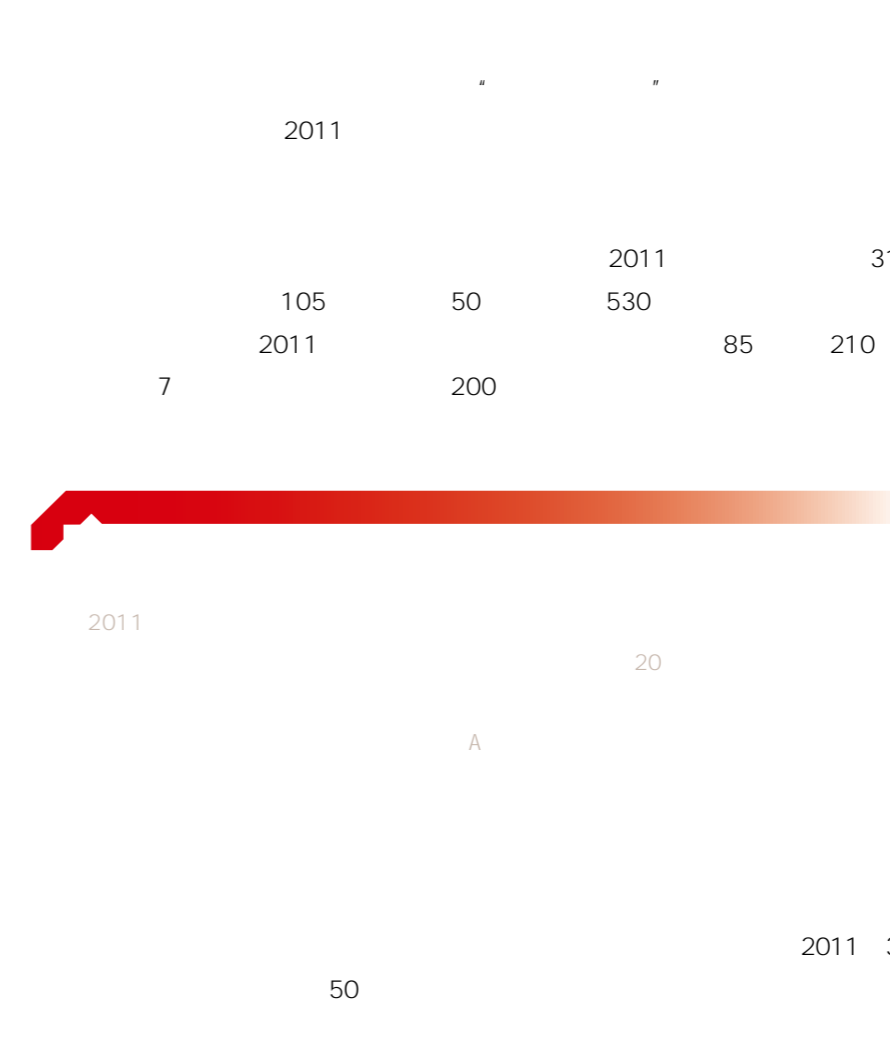
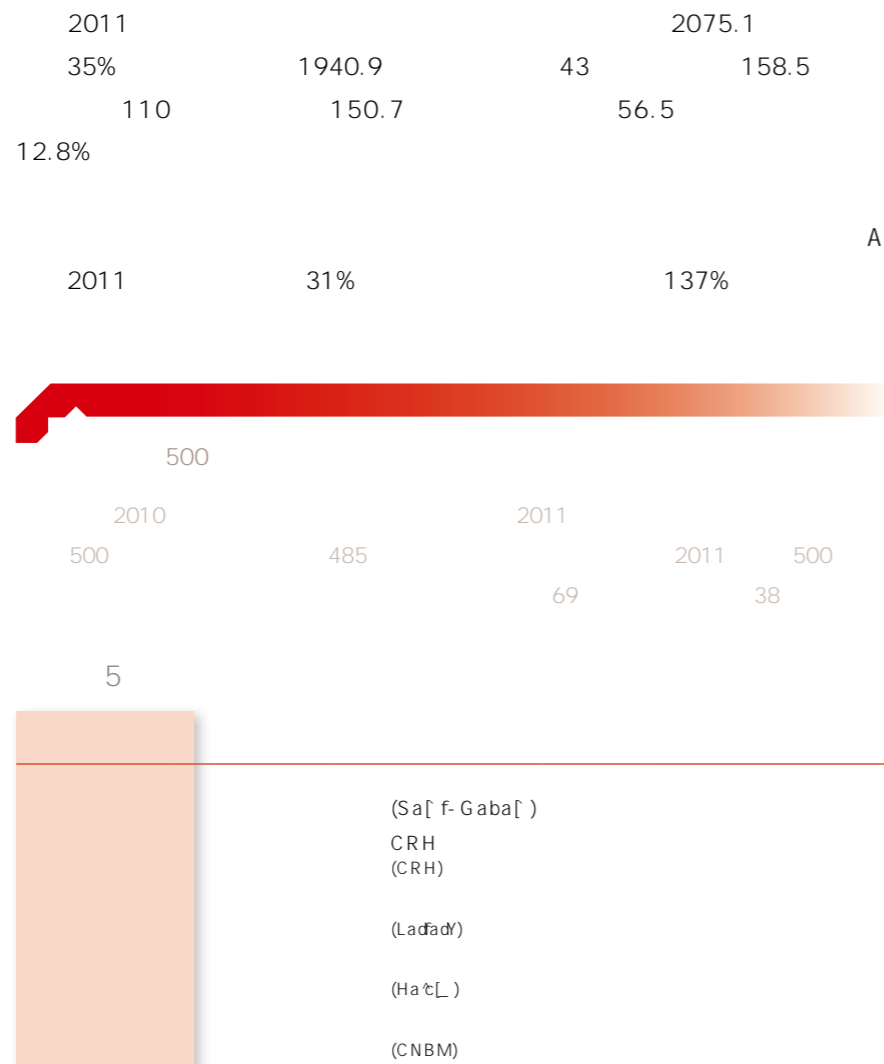
2011
158.5

2011
150.7

2011
56.5

2011
137%

2011
31%







2011
ISO 9001

228

2011

2011

25

8

2

2011

2011

2011

" CUCC "

2011

" "

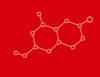
50



100

VIS

" SOUTH "



2011 463 5.47

2009

2008

" " " "

" "

12 1

" "

" "

" "

" "

" "

" "

2011

V

3.1 3.7 1 2010

2011



2011

2011

2011

46.7

2011

240.3

2011

1606





2011

1.3

1

1

8



2011

2011

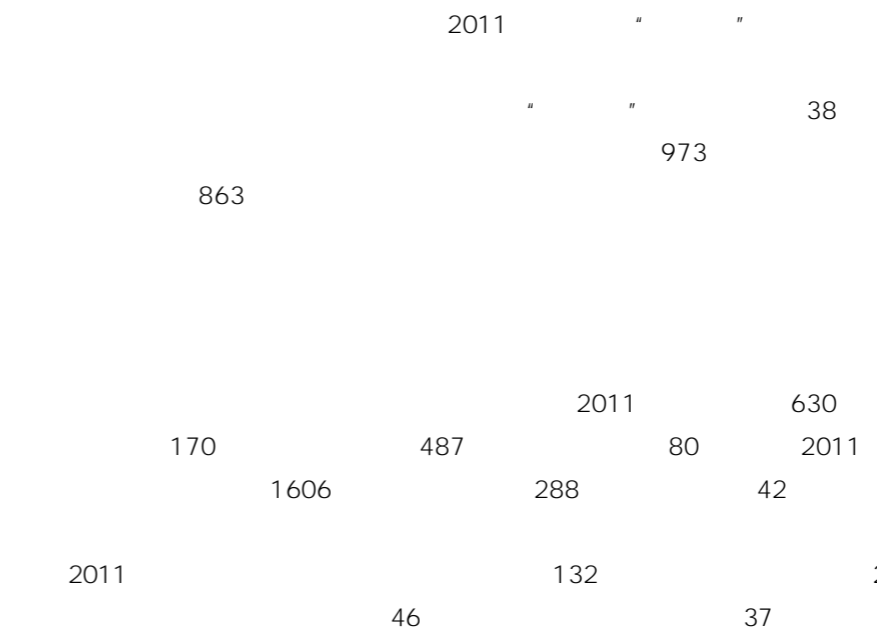
1606

2011

487

2011

132



2011


46.7

2011

52%




\$" ##









2011

8%

2011

SO₂

31%

2011

6500











A



90%


90%





2011

CTF Sa'ad



BIPV

50 2011
10

5000
Sunlogics Inc

CTC

CTC

CTC

CTC

60

CTC
* CTC

CCC



2011

12.6

2011

1.2

2011

108.1





2011

12.6

1023 2011 3516 594



2011

94%

2011

91%

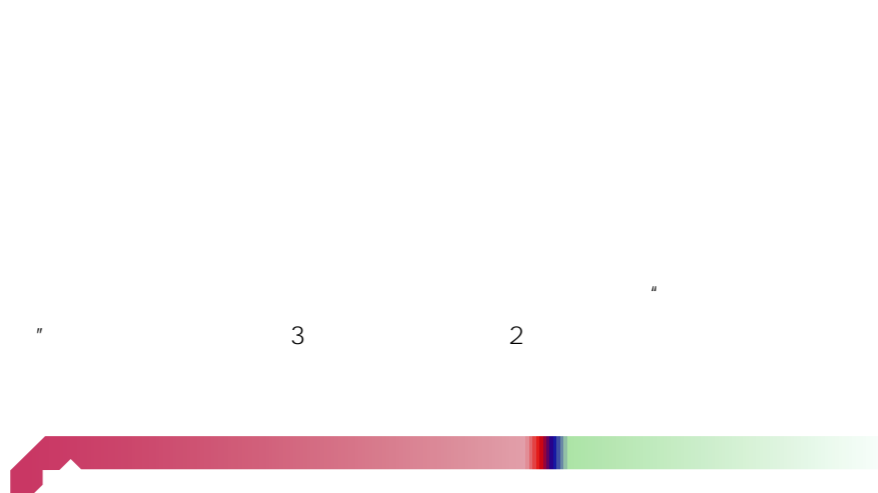
2011

73%

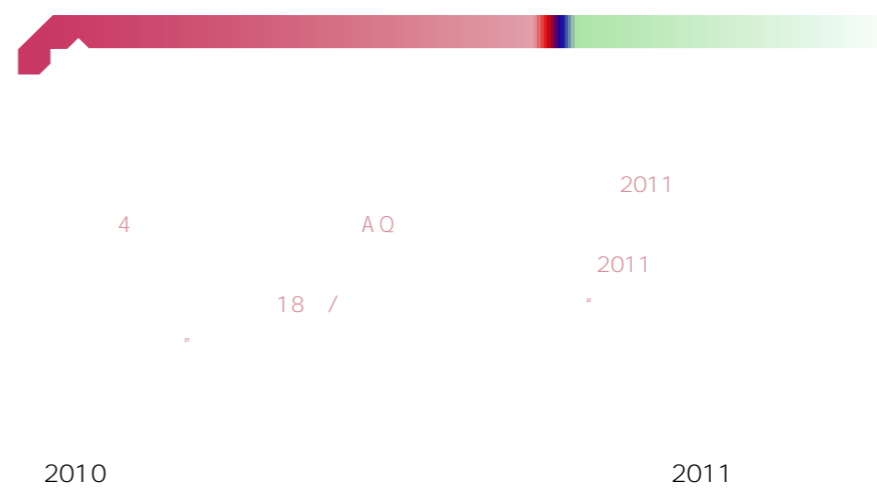


2011
108.1

2011



2011
151



2011
1580

2011

437



2011
0


2011
1.4%



2011
100%

2011
70%

OHSAS18000 2011 70%



2011
1.2

1.2 31%

2011

2011



2011

347

7

2008

2011

5600

" " " "

" "

" " " "

" 2011

"



“ ” “ ”



2011

12.8

680

2011

2011




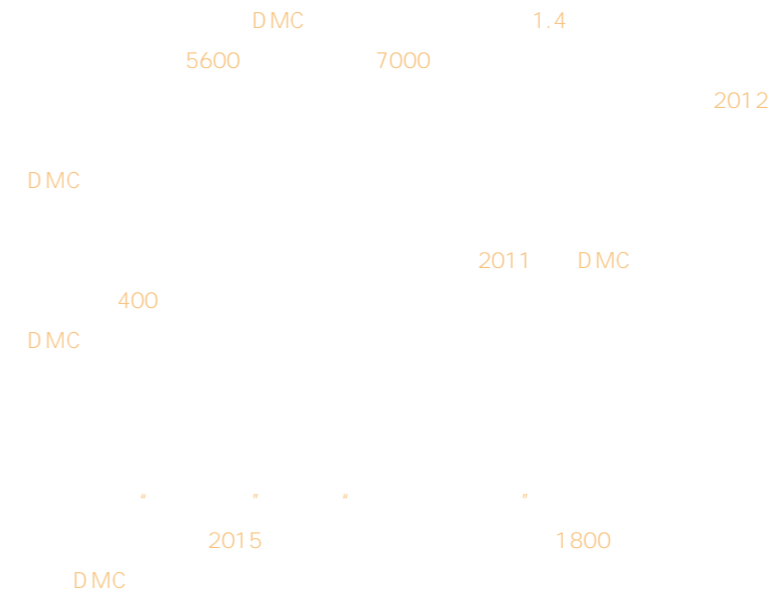



2011
1737.1

2011
209

2011
1.1







2011

2.1



90%

2011

" "

2010

2011

" "



2011
1737.1

2011
209

2011

	209	1737.1	2011
	34%		17%
14%		12%	

200
200
150
100
50
50
30
30
30

27

727

2011



2011


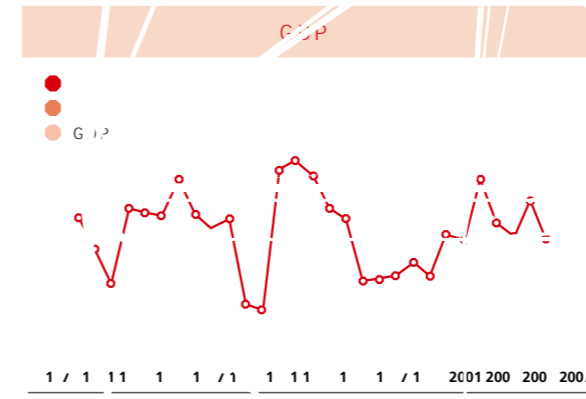
8.8

2012

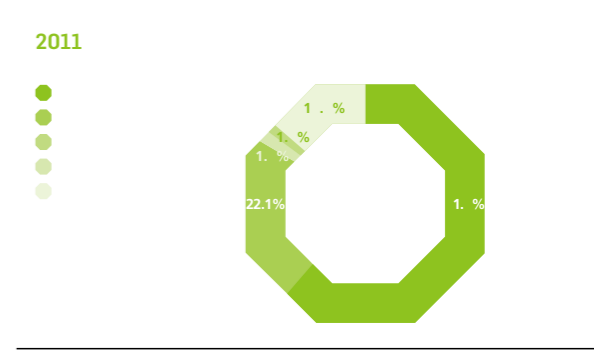

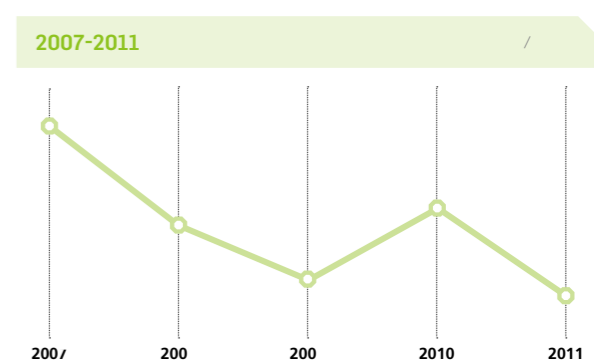
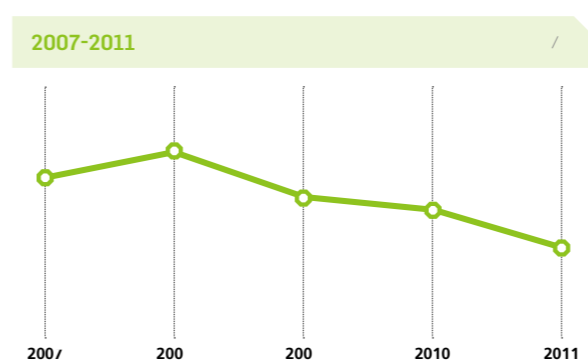
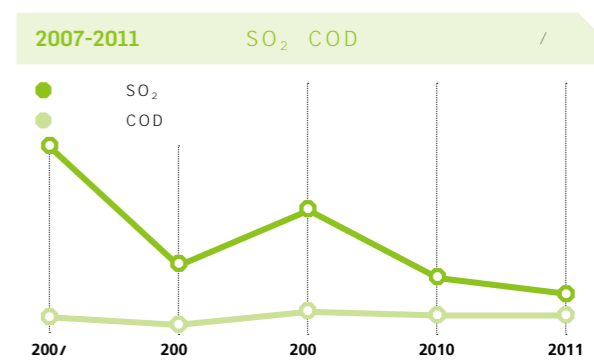
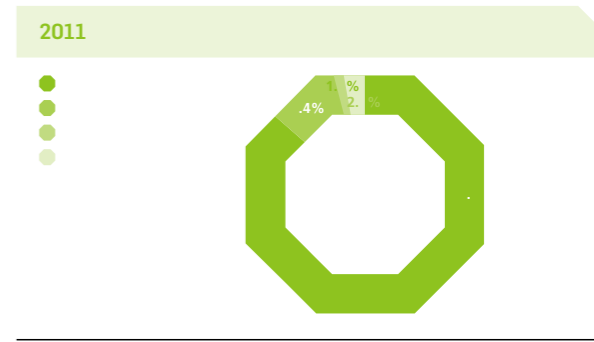

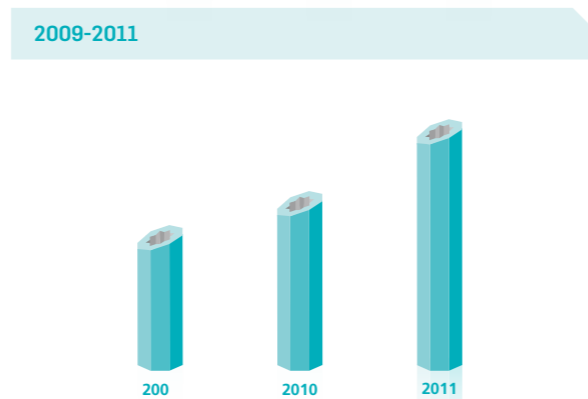
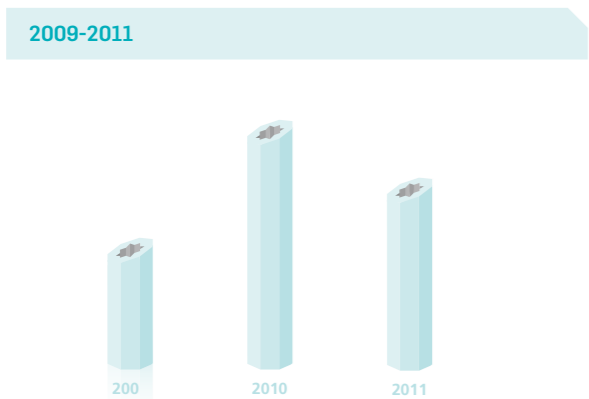
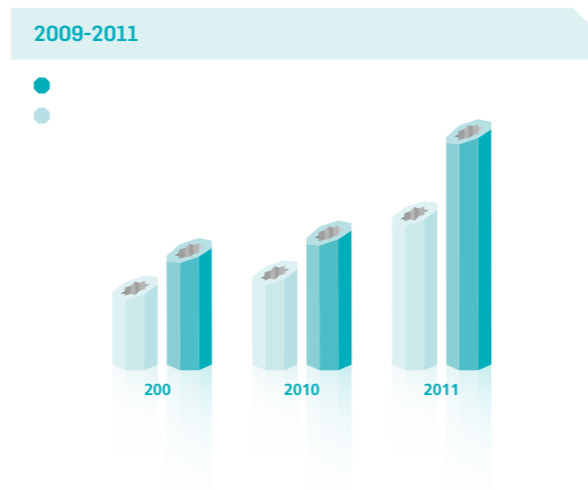
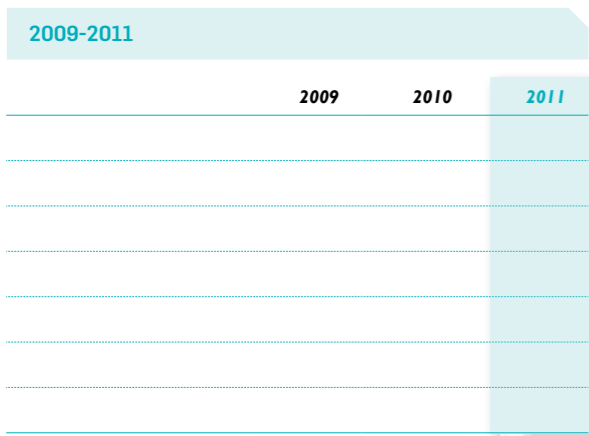
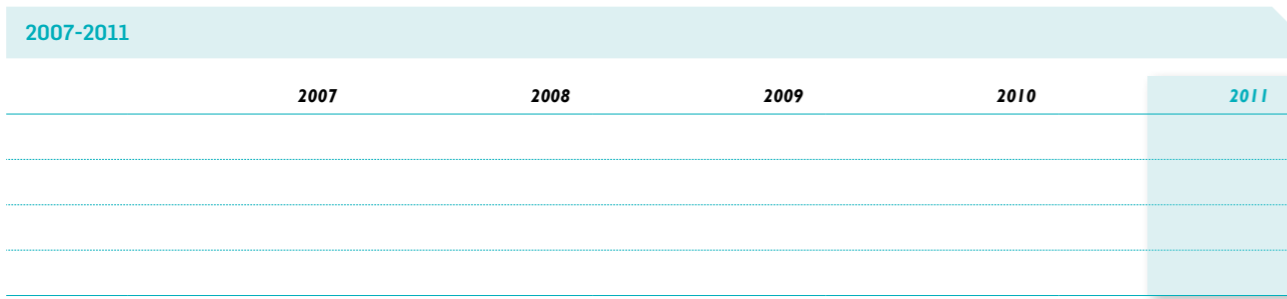
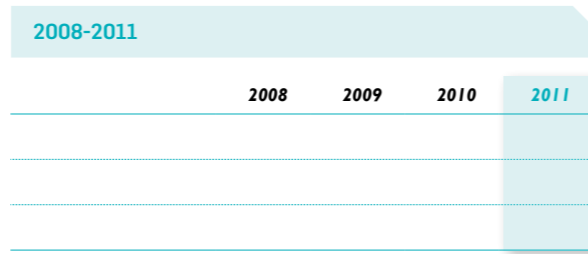
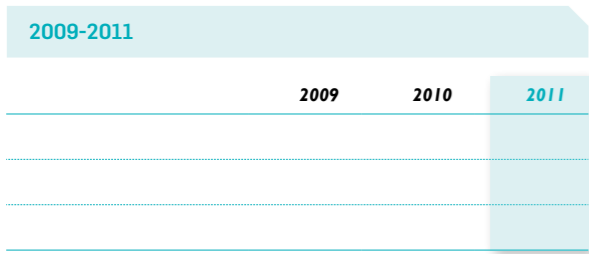
2012

“ ”

“ ”



2009-2011			
	2009	2010	2011
100			
500			
500			



2009-2011





Bgdæg Vedfæ

Bgdæg Vedfæ () BV

2011.1.1 2011.12.31



Bgdæg Vedfæ 180

AA1000 GRI G3 ISAE 3000

BV BV

CSR

CSR

GRI G3

2011

CSR CSR

ISO 26000

Fabje` JOLY DE BRESILLON

Bgdæg Vedfæ 2012- 6- 24

Bgdæg Vedfæ 2012- 6- 24



2011 , BV

CSR

2011

WTO

2011


CASS-CSR 2.0

74.5%

Research Center for Corporate Social Responsibility
Economics Division, Chinese Academy of Social Sciences
2009-2011
中国企业社会责任报告
专家评级委员会
2011
Chinese Expert Committee on CSR Report Rating

WTO





2011

"

"

500

2011

1940.9

158.5

150.7

3

2009 2010



i i i .c` b_.ca_.c` "

1. 2011

2. 2011

3. 2012

4.

/ /



2

1 0 0 0 4 8

--	--

1

