

财通讯 中国建设

• 2020 6-7 153-154 •

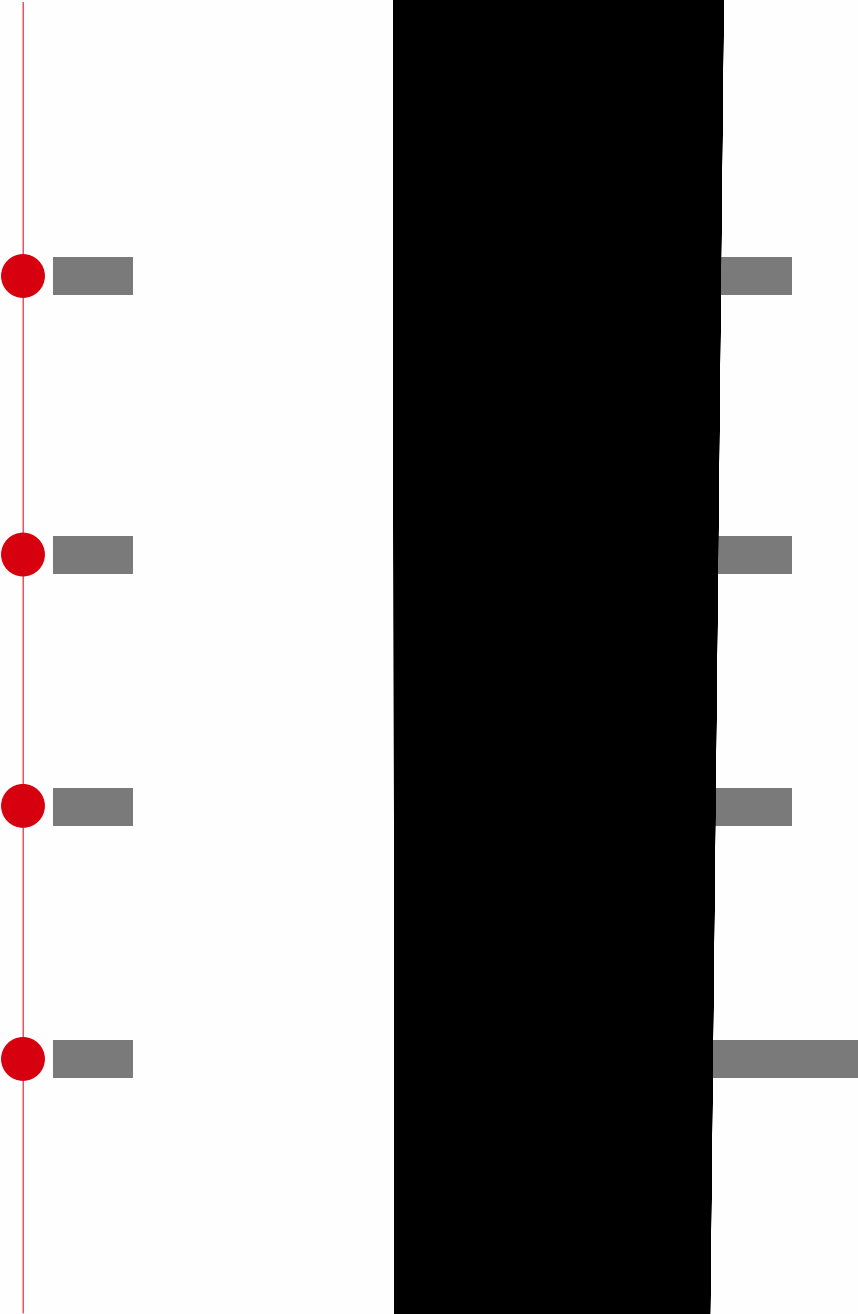
央视
新闻



周育先

接受中国中央电视台记者采访

**要弘扬企业家精神
勇于创新 发挥好央企的龙头带动作用**



7 21

	“	”				“	”		
						576.26		10	
	500		187		16			“	
”								“	
	”		“	”					
					“	”			
“	”	“	”	“	”	“	”	“	”
“	”								
	“	”				“	”		


Contents 目录

2020

6-7

153-154





24

46

47

26

—

48

50

32

—

52

13

38

—

“ ”

2020

4335

4335

2019

41

44





5.0



3;


CEO



4

“ ”





“ 4335”

“ ”

“ ”

10

年份	营业收入 (亿元)	净利润 (亿元)	总资产 (亿元)	净资产 (亿元)	员工人数 (万人)	其他指标
2019	576.26	187	235	121	2.6%	3981
2020	526	187	235	121	2.6%	3981
2021	576.26	187	235	121	2.6%	3981
2022	576.26	187	235	121	2.6%	3981
2023	576.26	187	235	121	2.6%	3981
2024	576.26	187	235	121	2.6%	3981
2025	576.26	187	235	121	2.6%	3981
2026	576.26	187	235	121	2.6%	3981
2027	576.26	187	235	121	2.6%	3981
2028	576.26	187	235	121	2.6%	3981
2029	576.26	187	235	121	2.6%	3981
2030	576.26	187	235	121	2.6%	3981





2020

7 24

2020

7 21





+ +

2422

4335

11.04%

24

11.34%

+





7 21

1377





“ ”

12

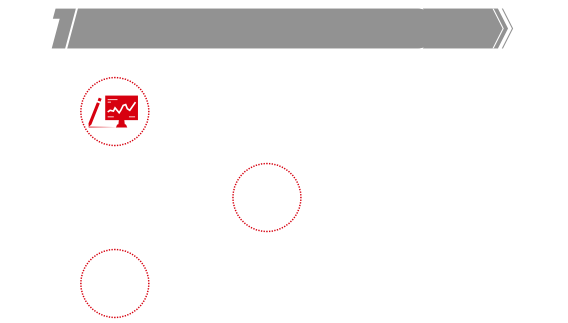
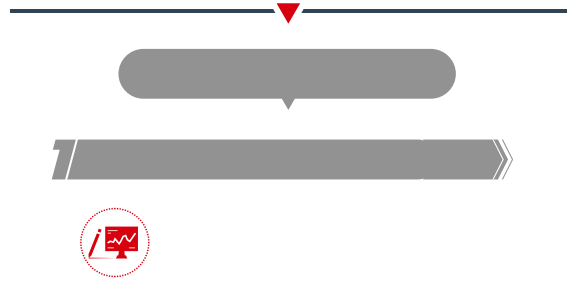
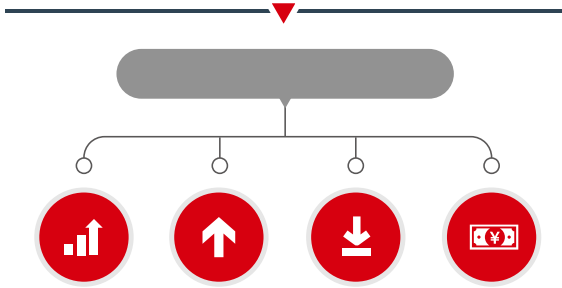
“ ”

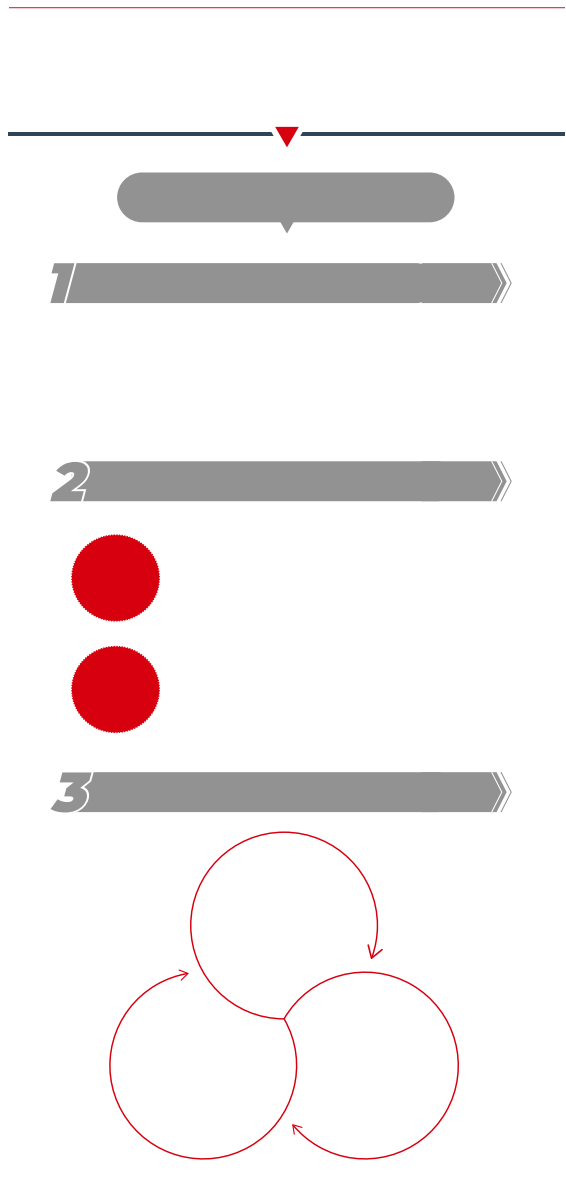
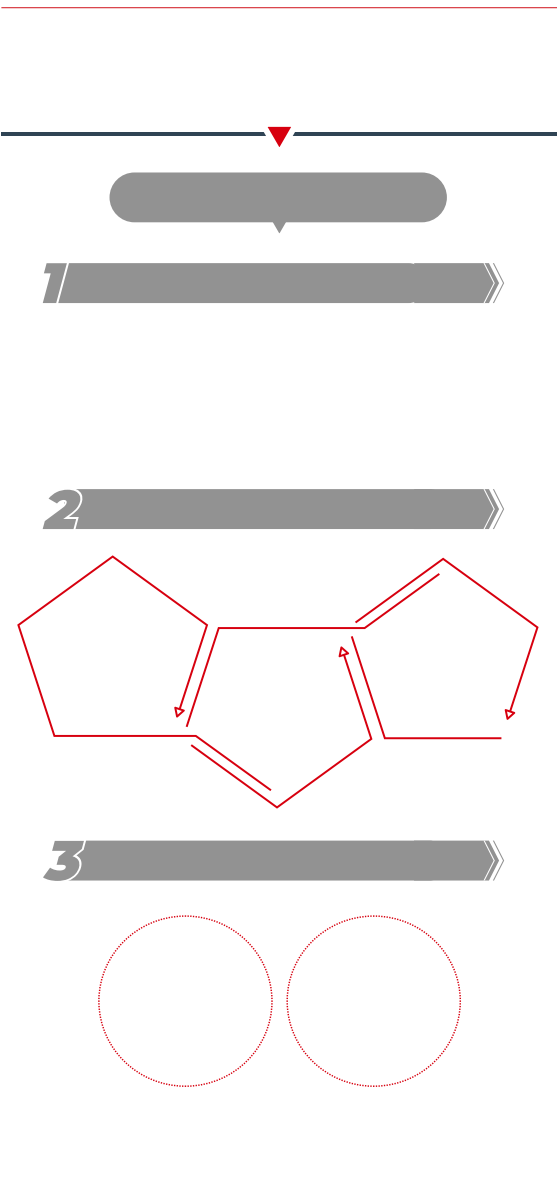
“ ”


“ ”

6000

90







2020

4335



CCTV 1
综合

新闻联播
XINWEN LIANBO



1 6

11.04%

11.34%

65%

TFT

TFT



7 21

2003
500 2016

39 83 10
5245.14
11% 11%
430.14



7 21

7

7 21



+



“

”

“

”

“

”



2019 2018

2019



2 7

3240

20

33%



98%

100%

98.3%



ISO14001



A S9100D

A S9100D

2019

GB/T19001- 2000



2019
99.4% 2019

2019
100



2019
335

2025

9



QQ

QQ

1+N

1998

1999

12

2019

7
20

10
2019 6
41 20% 26
16
/ 11
76 / 7

2016

8 2017

16 2018 800

- - 2018
app
- 3
8
12 8 21000

1+1>2

6
2016 13.72% 2019

2018 6.19% 35%
6€

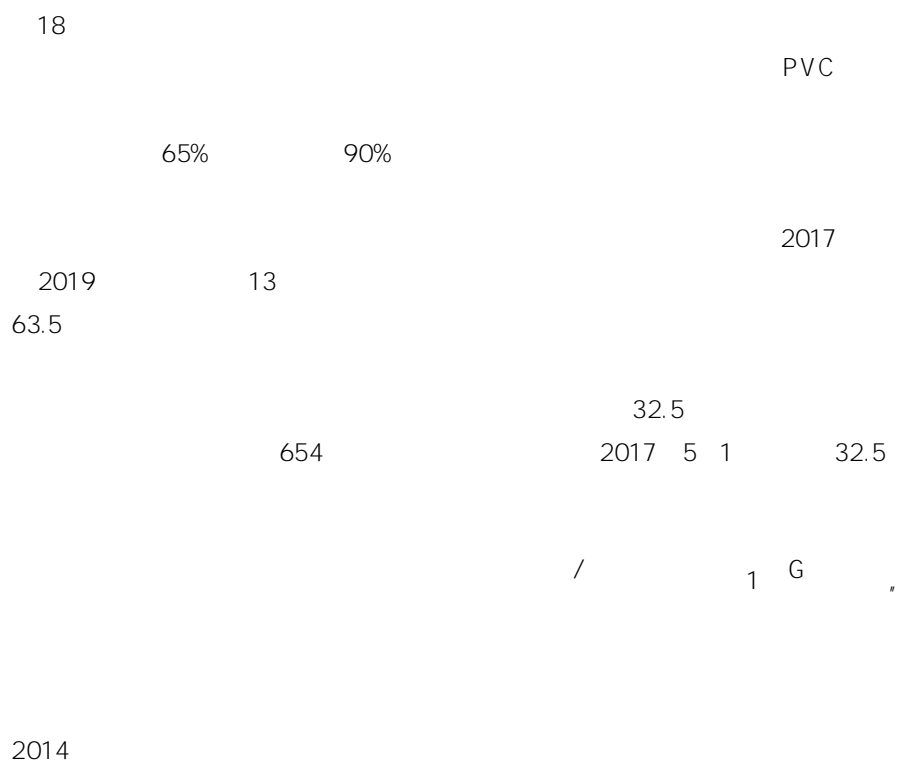
©

1790
60
2783

2018

APP

6S





2018 2.36

+

500 /
20 /

1600
100%





20
20

文寨军

“ ”
+1 5 8
+1

文寨军

文寨军

+

1998 2006

文寨军

1993

2019 6 25

98

80

10

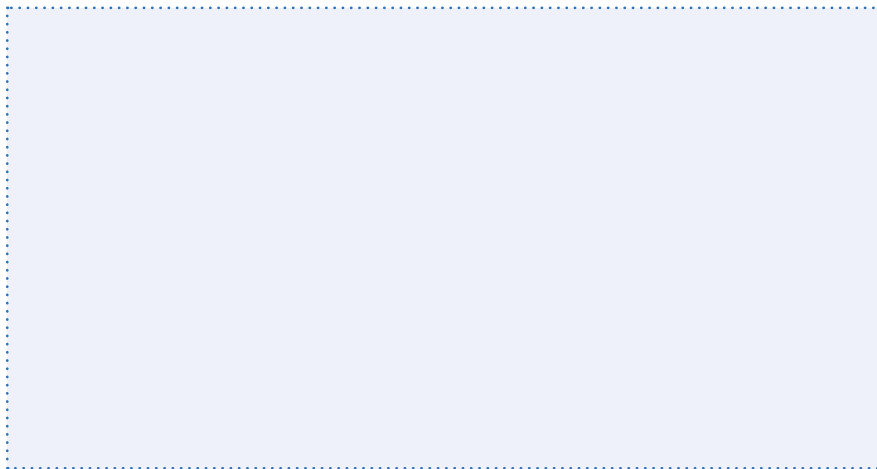
2019

80

80

2019

文寨军



2016 7

.....

2018



.....
2019 7 20

324 1268
83 301

83

+
+

1+10

499 589 523

2300

10300 2019
9

2019

11600

54

2019 5 10
6 15

.....



.....

2014

2015

2015
13

3



5 600

2017

650

15

300

1

1

108

36

98

371

3444



10

10

//

//



8-12

- 20 ~+120

± 0.3

3 ~4

S Se Te
8-12

0.3

1-5



0.3
99.97% 1-5

1978

2019

1982 77-1G
G-1
1985

2014



2020

3.2%

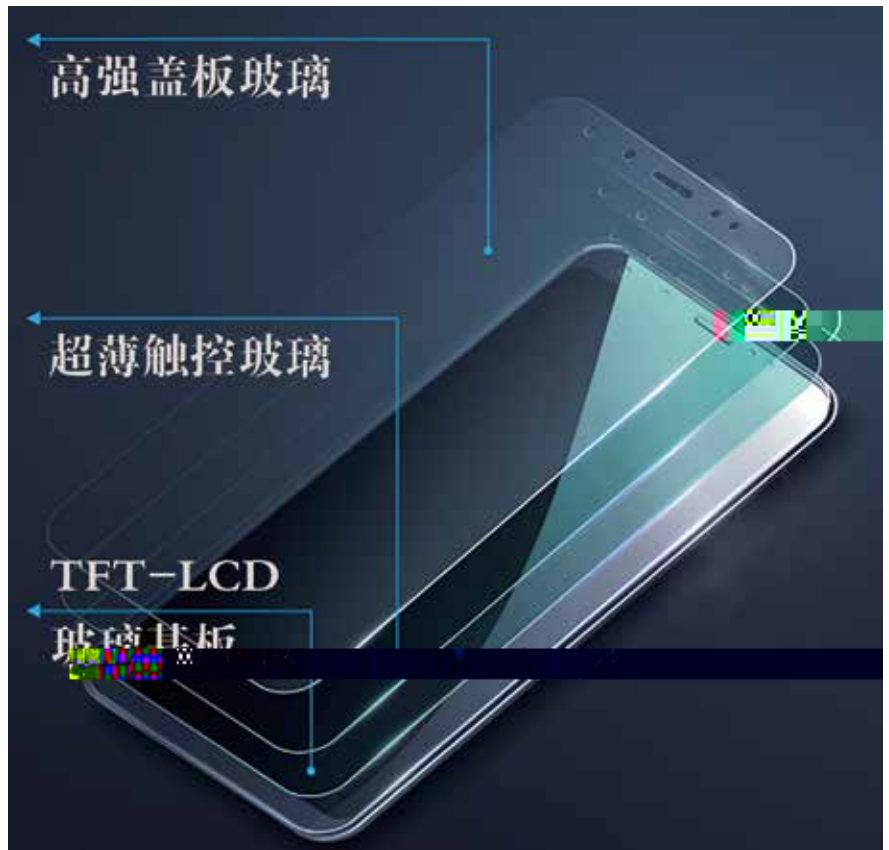
‰

4 3

LCD

TFT-
TFT-LCD

iPad



0.33mm 0.7mm

1.1mm

2018 4

m² 0.2~2.0mm

500

0.33mm 0.7mm
0.7mm

21



TFT- LCD

TFT- LCD

LCD

TFT-

2900
0.12m m

~5

3
0.12

4.5 TFT- LCD

90%

0.12m m
LCD

TFT-

0.1

0.1mm

TFT- LCD

330

60%

TFT- LCD

TFT- LCD

TFT- LCD



