

CHINA BUILDING MATERIAL MAGAZINE

中国建材通讯

• 2018 1 124 •

0815-L0074

2018
T1000




中国建材集团有限公司
China National Building Material Group Co.,Ltd.





Contents

2018 1 124



1

4 2018

5 T1000

6

7

8

9 2017

2018


11 2018

16 2018

16 2017

19 2018





20

2018

24

2018

27

28

32

38

40 136

42

44 " "

46

14

48

T1000



2018

“

”

“



”

“

”



T1000










2017



2018



2017

3042

111

668



+

KPI

" 1"

2017

"

2018

"

"

2018

"

2018

"

"

"

"

"

"

2017

2017

1+1>2

" " " "
" " " "

| a ... | "



2017

2017

2017



2018

“ “ “ “ “ “



“ 2018

” ”




18

/
450

2018

13

2017



8

H

99.9%

3 7

17

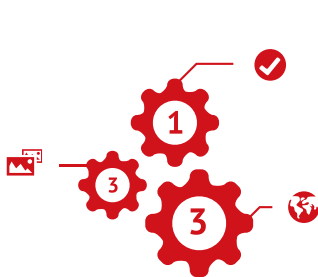
13

የገቢት ስጦት ስርዓት





2018





“ ” “ ”
“ ” “ ” “ ”
“ ” “ ” “ ”





2017

“ ”

39

13

26





•



•



•



•

6"



•

32.5



•



•



•



•



•

2018



23

2017

" " " "

" "

2017

2018



“ ” “ ” “ ” “ ” “ ”

“ ”

2018

3

2018

“ ” “ ” “ ”

”

23

200

2018

124

51

43

2

KPI

KPI

199

" "

"

"

"

" " 136

"

-

-

" "

"

" "


"

" 1+N"

KPI

"

"





“

”

“ ”

“ ”

“ ”

“ ” “ ”

”

”

“ ”

n 55›

„DECEMBER“
M:U4@cSR 0 (€ 4@

:P 7P Ęp ÷À

E° •õ



"

"

2015 2017

"

6 2020 100

10 BNBM

HOME

54% 50%

"

"

21 "

" 1994

1.

" "

"

"

"

"

"

"

2.

6.5

"

"

PACSOFT

200

4.17%

26.97%

3.

1

4.

"

"

2016

2012

15
Torre Miria

Miria

3. " "

4

pr

3

Nasfund
Nambawan Super

BNBM

170 BNBM
80% 30- 60

BNBM

BNBM

" "

1.

500

93%

2- 3 45- 70

2.

5 140

10 32 70



18
350
" "

2016
3

30
1
2017 5
11 2

2007
2017 11
3 2018

" "

2018
3
100

2015

2016
167% 2017

65% 13% 2015 11
673

85%

136

" 136"



" 136"

"

"

"

"

"

"

"

"

"

"

"

14 "

"

185

"

"

20

"

"

"

"

2.

"

"

"

"

"

1.

"

"

"

"

3. " 260 124% 2445
3400 272%
42 " 6143 " "
4. " " " 4

5. " " 2.2 80
6200 80% 84 56
70% 2 7
80% 6

6. " " " "
" " " " "
11 " " 7
900 " "
" "

7. 25 / 14
7

" 136"
"
" " " "

2017 6.7

2787

" "

" --- "

2017 11

2012- 2020

"

" "

"

60%

PTFE

2010

" " " "

2016
1.6

“

”

”



	2010	12		2017	
			3.4	18.09%	
4m	9.3	2010- 2016		37.05%	
	50m /m in				
			23		13.33%
---		CNG			
"		25.7			
"			2015	8	"
			100%		"
			PE		

“ ”

2011 2012

“ ”

2015

“

”

2009 8 - 2013 3

“ ”

“ ”





“ ”

—— “ ”

“ ”

2013 4 29
“ ” 20%

19% 4%

“ ”








- - “ ”

7 1 47% 24%

9 168

43 “ ” 14%

15%




新春快乐

Happy New Year 2018



新春快乐



新春快乐



