





**中国建材集团有限公司**  
China National Building Material Group Co.,Ltd.



8 26

“ ”

CRH

“ ”

“

”

“


”

“

”

# Content





17

— “ ”

21

23

26

30

34

36

38

40

42

45

46

48

12

SDGs

23

23

23



8 26

9 30



500

“

”



5500

14

500





“ ”

350

10 11

350

20





500




9 13  
CRH

CRH

CRH

CRH







9 23

50

3

5 30

3.09% 7 20

3.45%

3



中国建



8 26



GE





30

CRH

CNBM SINOMA

EPC

SINOMA

EPC

46

+

BNBM HOME

EPC

5 10

N+1

14

6- 8

---



20



4

12

150





Ö

£

“ ”  
“ ”

“ ”









32.5

34

32.5

50%







200

32.5  
42.5

34


2020

---

“

”

”



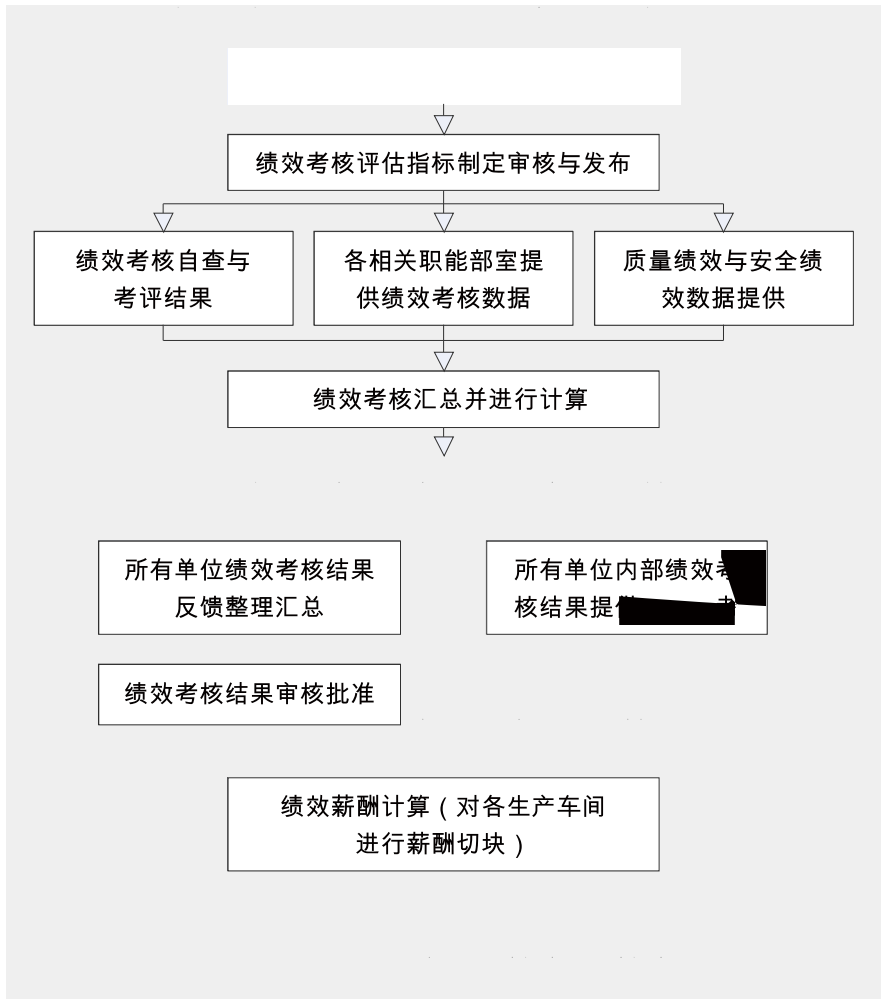
34

32.5 5.5



KPI  
KPI  
KPI  
‰ R

KPI



A =





550  
1100

2016 5

± 1100

10

± 1100

3300  
12

6

12000



± 1100

800



2005

IEC-130

2005

50%

2008

35%

± 1100  
1100kV

1000kV

800kV

ABB

863

1100kV



30

2 3

2013

2015

//

//

---

2000

60

100

6


...

2015

HSE  
HSE



G



2016 7



12

10

50

100

120

15~20

0

/

11

2015

10%

5%

5%

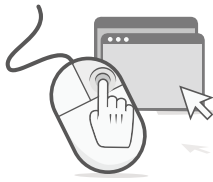


“

”

“

”



01



9 21

200

02

”

SDGs

”

2016

SDGs

SDGs

17



VOCs SVOCs  
VOCs SVOCs

10 TPCC

07 2016

TPCC

2016

TPCC

UNIDO

CSI

10

11

2015 10

5000

08

Viglacera

IDICO

Viglacera

12

09

" "

3200

15





1929

3

1952


7



2005 5 17

10

0



5111



B

ž

C



責 任 績 效 創 新

敬 忠 感 恩 謙 虛 得 體

中國建材集團領導幹部行為準則