



中国建材集团
连续入围世界五百强
稳居全球第二大建材企业



中国建材集团公司总部

举办员工羽毛球健身赛



2012

20

10

10

“ ”

2012

120

365

500

“ ”

2012

“ ”

2451.8

923.4

2012

2012

“

”

(1)

(3)

2012

(4)

" "

(6)

(8)

"

"

(9)

(10)

22

(11)

"

"

(21)

"

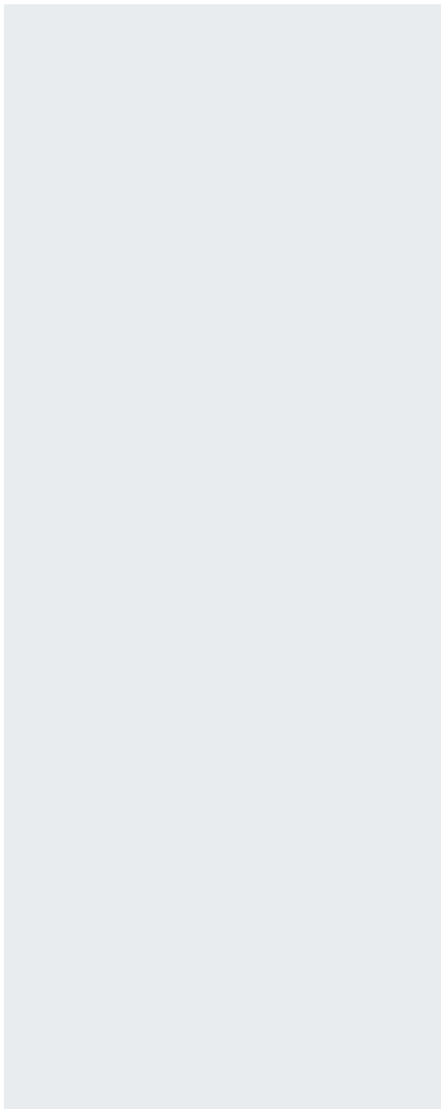
"

——

"

"

1 ; . - / :



365 120

7 9 2012 1.5

500 T300

300.22 500 5000

365 120 “ ”

CRH HOLCIM 30

“ ”

2011

“ ” “ ”

“ ”

2011

“ ”

2075 1941 “

43 158 109 ”

119 103% 2452 397

923 93

500 220

25 (

) 73


3 12 12 9

42

50% 100 4

2012

2012



7 23
2012

2012

25

2012 120
“ ” “
”
2451.8
39.7 923.4
9.3

“ ”

50 TFT

” “

” “

“ ”

8 500 A
120

2012 “ ”

“

”

“

”

“

”

“

”

“

”

“

”



“

”

“ ”



8 1~4

“ ” “ ”

8 8

“ ”

“ ”

“ ”

“ ”

20
1941

A

“

“

”

”

500
120 365

“ ”



“ ”

“ ”

“ ”

”

8 24

100

46

“

7 31

“ “ ”
” “
” “ ”

“ ”

2011

1

“ ”

8

1

“ ”

3-5

2

2

300

8 4

7 14 16



" "



7 7 8

20000 6 14 21

40.3 -1.5

75 -6 10

T700

T300

T700

T700

7 29

80

5

5

80



8 9

HIDEYUKI UDAGAWA



7 20



CTC

CTC
()

CTC



46

65



2011



7 10

"

"

19

12

1

2

4

19



55% 70%

CTC

28.125

9.793

18.332

6

4.375

5

10

40

55% 70%

24

20% 10%

9



2012

7 11

2012

CTC

40



120 500 " " 30

" 17 "

2

7 10

7 9~10

2012

2012

100

ISO9001

2008

宋志平的
经

央企之



“ ”

“ ”



7 10

“ ”

“ ”

“ ”

“ ”

2012 500
 365 120
 2009
 6 400
 2011 1200 2012 1600
 500

" "
 " " "
 "

" "

"

"

" "

:

" "

22

2002 33

20 2011 2000

" "



" "
 " "

“

”



H 35%

" "

70%

A

52%

48%

25%

50% 50%

" 36 " 14


2000

400

1600

500

" "



	9	6
11	6	
	6	3

“ ”

100

25

8

1000

"

"

1.

"

"

11

CEO



2

" "

+ =

3

500 GDP

52%

42%

1

100

7000

500

73

79

61

73

12

38

42

H

30 50



李德成

WTO

30

1992

1993

1993

1994



MBA

2020

" "

500

2 郭小伟



2005



17%



3 苏桂锋

" " " " r "

20 •

%< ~ >





3% 5% GDP



6 李 锦

50

20

"

"

33

"

"

"

"

"

"

"

"

"

20

1993

2002

2002

20

1993

0.001

" "

" "

20

2000

IT

500

" "



崔书文




500

485

365

" "

" "



01

“

_____”

+
“ ”

“ ”

480

218

6
365

2400

13

500

“ ”

3
1600

400

2011

1200

“ ”

02

”

“ ” “

” ”

” ”

360

50% 50%

” 36 ” 14

03

“ ”
” ”

” ”



11 6 9 6

" "

25 8 1000 100

04

“

“ ”

“ ”

30

“ ”

“ ”

“ ” “ ”

“ ”

11

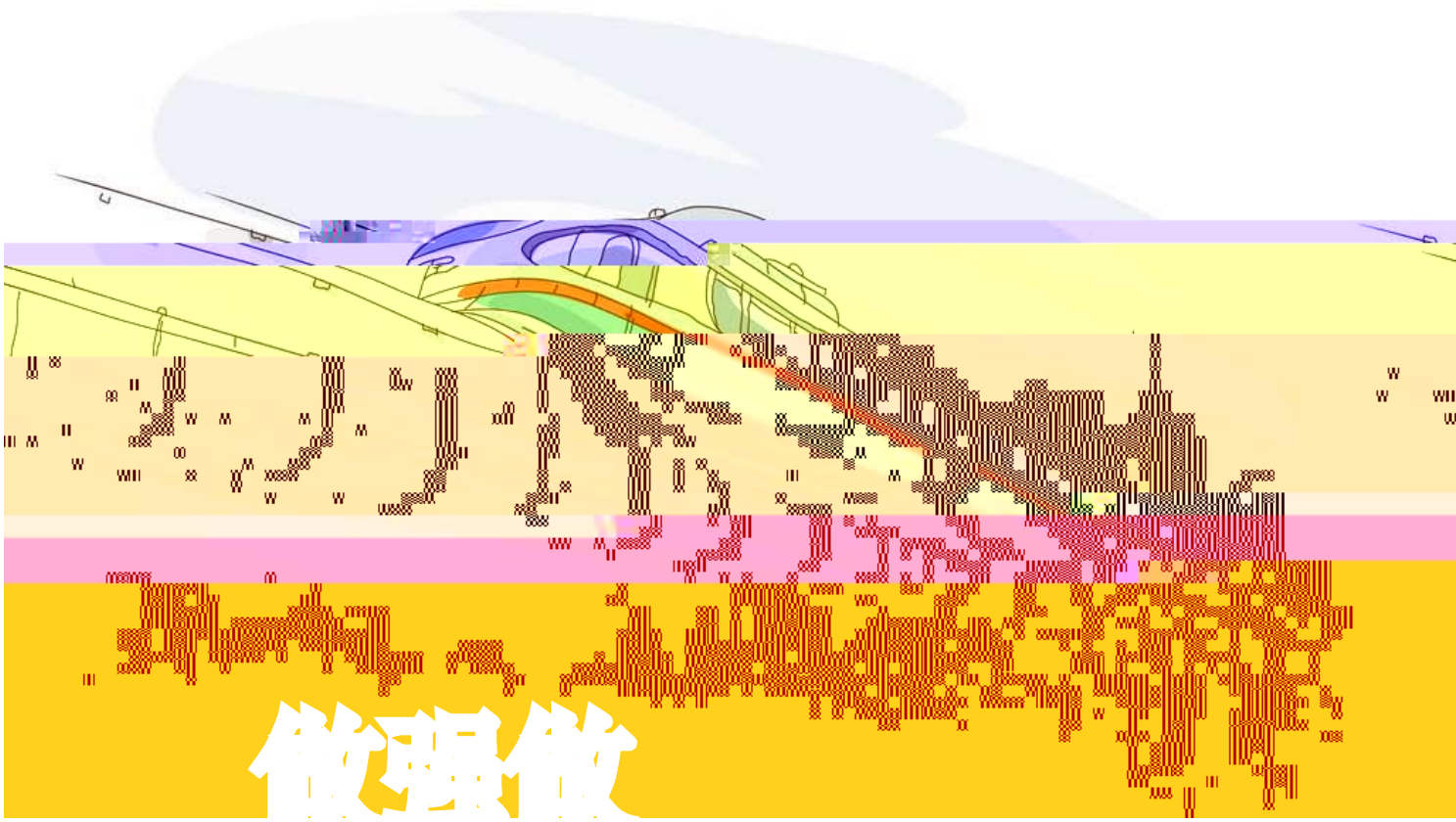
CEO

10 1 100

7000

“ ” “ ”

2012 7 30



做强做



Year	Value
2012	20
2012	10
2012	500
2012	42
2012	3
2012	7
2012	6
"	"
"	"
"	"

"



" " " " " "

30 10 60
2012
2 27

— —

40
20 2000

" "

" " "

"

2005

Thomas Friedman
The World Is Flat

2011 10 15

30

" " "
" " "
"

" "
" "
" "

" "



2011 " 2011 56% 2011 2012 60%

" "

" "

" "

" "

" 10

5.53

26.5%

" "

2015 10 1

35%

A.D.

“ ”

“

”

“ ”

“ ”

2011

“

”

“

”

“

”

”

“

“

”

“

”

“

”

2011

67%

70%

“

”

“

”

“

”

“

”

相关链接：

何为转型升级？

“ ” “ ”

API



“

”

—

“

”

.....

.....


2011 10

2011 11 17

22

"

"





— —

2012

“

”

60

“ ”

4

“ ”

8
“ ”

“ ” “ ”

30 " " 20%

4

" "



— — 2012

8

8

